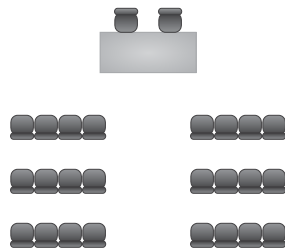


Layout Guide



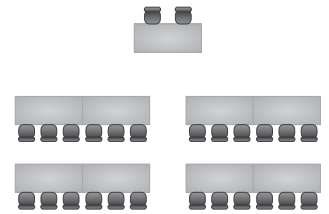
Theater

Rows of chairs facing a stage, speaker or head table.




Classroom

Rows of tables and chairs facing the front of a room. Classroom layout can be set up with two or three chairs per table.



Hollow Square


Chairs arranged along the perimeter of table setup. Hollow Square layout can be set up with two or three chairs per table.



Round Banquet


Ideal for discussion or food service events. We offer two sizes for round tables setup.

- 72": 10 chairs maximum
- 66": 8 chairs maximum




Boardroom

Rectangular or oval tables, set up with chairs placed around all sides.




Rectangular Banquet

A grouping of rectangular tables arranged to facilitate food service.



U-Shape

Tables set up in the shape of the letter "U," with chairs set around the outside.



Clear Floor

Meeting space with no furniture.

Custom

Client specified setup. Will require a diagram.